 Hawk Creative Business Park
Easingwold YO61 3FE

 01904 375123
07368 854892

 info@jeenie.uk
www.jeenie.uk

Jeenie Slide Sheets – Instructions for Use (IFU)

Jeenie Slide Sheets

Patient Repositioning Aids – Single-Patient Use (SPU) & Washable Variants

1. Manufacturer Details

Manufacturer:

Jeenie Solutions Ltd, Unit 6, Falcon Building, The Hawk Creative Business Park, Hawkhills, Easingwold, York, YO61 3FE - Tel: 01904 375123 Email: info@jeenie.uk Website: www.jeenie.uk

2. Product Description & Intended Use

Jeenie Slide Sheets are **manual handling aids** designed to assist trained carers and healthcare professionals in repositioning, turning, proning, or transferring patients in bed or across flat surfaces with **minimal friction**. These devices are **not lifting aids** and must never be used for lifting or suspension. **Intended environments:** hospitals, care homes, home care settings.

This product does not have a fixed expiry date when stored in a dry, indoor environment. Check before use for any visible signs of damage.

SPU slide sheets are designed for multiple repositioning tasks for the **same patient only** and must not be laundered or reused on other patients.

3. Before Use – Risk Assessment

Prior to use, a **manual handling risk assessment** must be carried out by a qualified professional. The following should be considered (TILE principles):

- **Task:** Nature and frequency of movement.
 - **Individual:** Patient weight, condition, and mobility.
 - **Load (Patient):** Specific care needs.
 - **Environment:** Space, flooring, equipment, and staffing levels.
-

4. Safety Precautions

 **Do Not Lift** – Jeenie Slide Sheets must not be used to lift patients.

 **Check Before Each Use** – Inspect for:

- Fabric wear or tears
- Broken stitching or seams
- Contamination or soiling

 **Do Not Use If Damaged**

 **Slip Risk** – Never leave sheets on the floor.

 **Tissue Viability** – Use extra care with patients at risk of pressure ulcers.

5. Instructions for Use

5.1 Turning a Patient in Bed

- Select appropriate size/type based on risk assessment.
- Use safe technique to position sheet under patient.
- Use the slide sheet's top layer to guide a gentle turn.

5.2 Repositioning Up/Down Bed

- Place the sheet under the patient using safe technique.
- Reposition gently by sliding the upper layer.
- Remove the sheet using a rolling or sliding method.

5.3 Use of Handles & Extension Straps (if applicable)





- Check all handles and accessories before use.
 - Attach extension straps securely through designated loops.
 - Avoid excessive pulling force to prevent damage.
-


6. Hoist Compatibility (Limited Models Only)

Only the following models may be used **in conjunction with a hoist** after risk assessment:

- JS-S100200
- JS-B140200

Conditions:

-  Only **one side** of the sheet may be attached.
-  Patient must **not be suspended**.
-  Hoist is used **only to assist rotation**, not lifting.
-  Ensure full contact between sheet layers during use.

-  SWL for turning 350kg with a hoist.

Consult a manual handling advisor if uncertain.

7. Cleaning & Maintenance

7.1 Single-Patient Use (SPU) Sheets

- **Do not machine wash**, tumble dry, or launder. This product is not intended to be reprocessed. Wipe down with a dilute chlorine or hospital-approved disinfectant for same-patient use if needed.
- Dispose of after single-patient use or if visibly soiled or damaged.

7.2 Washable Sheets

- Machine wash at max **80°C**.
 - Do **not bleach**.
 - Drip dry or low-temperature tumble dry.
 - May be wiped with sterilising fluid between washes.
-






8. Storage















- Store in a dry, clean environment
 - Avoid direct sunlight or heat
 - Do not store above 40°C
 - Keep away from sharp objects or chemicals
-

9. Disposal Instructions

Dispose of SPU sheets **when the assigned patient is discharged or no longer requires repositioning**, or if visibly soiled or damaged.

10. Symbols Used on Packaging - Symbol Meaning

	Batch code (LOT)
	Catalogue number (REF)
	Consult instructions for use
	Medical device (MD)
	Non-sterile

	Single patient – multiple use
	Date of manufacture
	Manufacturer
	UK Conformity mark
	No presence of natural rubber latex
	Caution, see instructions for use
	Do not use if package is damaged
	Keep away from sunlight
	Keep dry
	Do not use box cutter
	Unique Device Identifier (UDI)
	Do not tumble dry (Washable Slide Sheets)
	Do not dry clean (Washable Slide Sheets)
	Washing at 60°C (Washable Slide Sheets)

11. Additional Notes

- Follow local and national manual handling policies.
 - All staff must be trained in the use of slide sheets.
 - Always seek professional advice if unsure.
-

12. Document Control

Version: IFU-JS-01-2026

Date of Issue: 6 April 2026

Review Due: April 2027

Prepared by: Jeenie Solutions Ltd